



USER INSTRUCTION MANUAL
EDGE CONTAINER ANCHORS

THESE INSTRUCTIONS APPLY TO THE FOLLOWING MODEL:
AFA930602

CE 0598
EN 795:2012 Type B,
TS16415:2013 Type B Test

Please read and understand the manufacturer's instructions for each component or part of the complete system. Manufacturer's instructions must be followed for proper use, care, and maintenance of this product. These instructions must be retained and be kept available for the user's reference at all times. Alterations or misuse of this product, or failure to follow instructions, may result in serious injury or death.

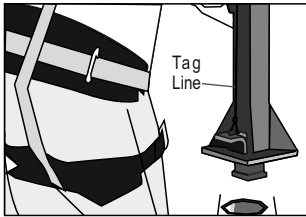
Note: The user is advised to keep this user instructions document for the life of the product.

1. **INTRODUCTION:** The Edge Container Anchor is classed as a Personal Protective Equipment (PPE) by the European PPE regulation (EU) 2016/425 and has been shown to comply with this regulation through the Harmonized European Standard EN 795:2012 Type B.
This Anchor is designed to minimise the risk of/provide protection against the danger of falling from heights. **However, always remember that no item of PPE can provide full protection and care must always be taken while carrying out the risk related activity.**
2. **PERFORMANCE AND LIMITATIONS OF USE:** This anchor has been tested in accordance with EN 795:2012 Type B and has achieved the following performance levels :

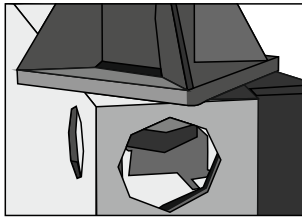
EN 795:2012 Type B	Result/Comment
General Requirements for Anchor devices (Clause 4.2) Static Strength (Clause 4. 4.2.3) Dynamic Performance (Clause 4. 4.2.2) Corrosion Resistance (Clause 4.2.1.1)	Securely connected eyebolts used for connection to PPE. Thus attachment points cannot become detached unintentionally. (PASS). All locking pins attached by cables, thus no unlocked components evident (PASS). No sharp edges (PASS). Sustained a force of 12 kN for 3 minutes (PASS). When tested with rigid steel mass of 100 kg, the test mass held after test with the device remaining stable throughout. (PASS) No corrosion evident after 48 hours of salt spray testing. (PASS)

3. **APPLICATION:** Container Anchor post designed by KStrong is meant to provide a temporary anchor for working on top of 20ft & 40ft shipping containers.
4. **INSPECTION:** Visually inspect the system before each use to ensure that it is in a serviceable condition and is operating correctly. If during inspection, doubts are raised about the safety of the system or a component, these should be replaced either by the manufacturer or a competent person.
5. **PRECAUTIONS:**
 - Ensure the Medical condition of the user does not affect his safety in normal and emergency use.
 - The equipment shall only be used by a person trained and competent in its safe use.
 - A rescue plan shall be in place to deal with any emergencies that could arise during the work.
 - Ensure that the anchor is installed directly above the user's head.
 - It is essential to verify free space required beneath the user at work place before each occasion of use so that in case of a fall.
 - There will be no collision with ground or other obstacle in the fall path.

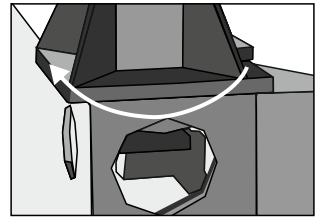
6. INSTALLATION OF CONTAINER ANCHOR(AFA930602):



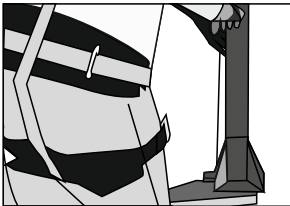
Pull the side lock up with help of tag line for ease of installation.



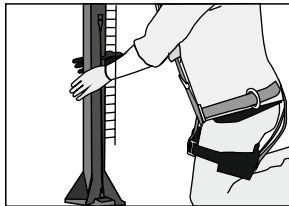
Insert the bottom plate of the anchor in the pre-defined profile on container.




After inserting, rotate the anchor to lock the structure.



Release the side lock down, it will prevent the anchor from coming out of the structure accidentally.



Now, swivel eye in AFA930602 may be used as anchorage point.



The Container Anchor Post is ready to use.

7. ANCHORAGE STRENGTH: Ensure that the structure on to which the anchor is fitted is strong enough to with stand a load of 12 kN.

8. LIMITATIONS:

- It should be the personal property of its user.
- It should not be used in highly acid or basic environment.
- The anchor has been tested to EN 795:2012 Type B and is appropriate only for single person use with an energy absorber as per EN 355:2002.
- Ensure that the equipment is compatible with other items when assembled into a system.
- It is essential for the safety of the user that if the product is resold outside the original country of destination, the reseller shall provide instruction for use, for maintenance, for periodic examination and for repair in the language of the country in which product is to be used.
- Anchor device should only be used for personal fall protection equipment and not for lifting equipment.
- It is advisable to use the dorsal attachment D-Ring of the harness for connection.

- A full body harness is the only acceptable body holding device that can be used in fall arrest system.
 - **Following conditions may be hazardous & may affect the performance of Anchor:**
 - Extreme temperature.
 - Trailing or looping of Lanyards over sharp edges.
 - Extreme acidic or basic environments.
 - Abrasive or sharp edge structures which can damage the equipment.
 - Chemical Reagents.
 - Climatic exposure. When the equipment become wet, either from being in use or when due to cleaning, it should be allowed to dry by itself and be kept away from open fire or any other source of heat.
 - When Anchor device is used as part of a fall arrest system, the user shall be equipped with a means of limiting the maximum dynamic forces exerted on the user during the arrest of a fall to a maximum of 6 kN.
 - Any danger that may arise by the use of combinations of items of equipment in which the safe function of any one item is affected by or interferes with the safe function of another.
 - Ensure that the harness used confirms to EN 361 and the karabiner is connected to attachment elements of the harness; also ensure that harness has an attachment located appropriately to the fall arrester.
 - It is essential for safety that the anchor device or anchor point should always be positioned, and the work carried out in such a way as to minimize both the potential for falls and potential fall distance. Where it is essential that the anchor device/point is placed above the position of the user, the manufacturer shall make a statement to that effect.
 - Standard packaging supplied from manufacturer should be used during transportation to protect the equipment against damage.
 - It is important to conduct regular periodic examination of the product because the safety of the user depends upon the continued efficiency and durability of the product.
 - The frequency of examination should be at least once in a year however it can be more than once if legislation requires, or frequency of use is high or environmental conditions have an adverse effect on it eg. excessive rain, sea side environment, excessive heat etc.
 - Ensure that all markings on the product are legible and readable.
 - Anchor device is marked with the date of the last inspection.
 - The anchor device should only be used for personal fall protection equipment and not for lifting equipment.
 - Ensure that swivel is well rotating at 360° without any hindrance & lock is well moving.
 - Ensure all the parts are free from rust.
 - If there is any crack/ damage/ deformation if shown on the product, it should be removed immediately from the service.
9. **COMPATIBILITY:** To optimize protection, in some instances it may be necessary to use the Container Anchor with suitable PPE such as: boots/gloves/helmet and ear protection. In this case, before carrying out the risk-related activity, consult your supplier to ensure that all your protective products are compatible and suitable for your application.
10. **REPAIR:** If the product becomes damaged, it will NOT provide the optimum level of protection, and therefore should be immediately removed from service. It needs to be inspected to see if it is replaced or repaired. Never use the damaged product. Repair is only permitted by the manufacturer or a nominated repair centre or individual approved by the manufacturer.
11. **CLEANING & MAINTENANCE:** In case of minor soiling, wipe the Container Anchor with cotton cloth or a soft brush. Do not use any abrasive material. For intensive cleaning wash the Container Anchor in water at a temperature between 30° C to 60° C by using a neutral detergent (pH 7). The washing temperature should not exceed 60°C. Do not use acid or basic detergents.
12. **STORAGE AND TRANSPORT:** When not in use, store the Container Anchor in a well-ventilated area away from heavily acidic or basic environment. Never place heavy items on top of it. Store in cool dry place, preferably away from moisture, direct sunlight, chemically hazardous environment, extra acidic or basic conditions and sharp edges.
13. **WITHDRAWAL FROM USE:** If the system has been used to arrest a fall, it should be removed from service and returned to the manufacturer or a competent repair centre for servicing and re testing by the manufacturer or a competent repair centre or individual approved by the manufacturer.

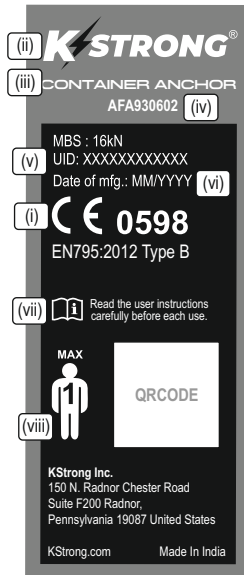
14. WARNING:

- Do not make any alterations or additions to the equipment without the manufacturer's prior written consent and that any repair shall only be carried out by personnel trained by the manufacturer & duly authorized by him.
- The equipment shall not be used outside its limitation, or for any purpose other than that for which it is intended.

15. PERIODIC EXAMINATION:

- It is important to conduct regular periodic examination of the product because the safety of the user depends upon the continued efficiency & durability of the product.
- The frequency of examination should be at least once in a year however it can be more than once if legislation requires, or frequency of use is high or environmental conditions have an adverse effect on it eg excessive rain, sea side environment, excessive heat etc.
- It is emphasized that the examination be conducted only by a competent person and strictly in accordance with the manufacturer's periodic examination procedures.
- It is also advised the competent person be duly trained and authorized by the manufacturer.
- Ensure that all markings on the product are legible and can be clearly read.
- It is the responsibility of the user to keep the below record card updated by entering the details mentioned on it.

MARKING



Anchor is marked with:

- (i) The CE mark showing that the product meets the requirements of the PPE Regulation (EU) 2016/425
- (ii) Identification of manufactures
- (iii) Description of the product
- (iv) Type or product code
- (v) UID for traceability of Product
- (vi) Year of Manufacture
- (vii) Read the instruction before use
- (viii) For Single user

LIFESPAN: The estimated product Lifespan is 10 years from the date of manufacture. The following factors can reduce the Lifespan of the product: intense use, contact with chemical substances, specially aggressive environments, extreme temperature exposure, UV exposure, abrasions, cuts, violent impacts, bad use or maintenance.

DISCLAIMER: Prior to use, the end user must read and understand the manufacturer's instructions supplied with this product at the time of shipment and seek training from their employer's trained personnel on the proper usage of the product. Manufacturer is not liable or responsible for any loss, damage or injury caused or incurred by any person on grounds of improper usage or installation of this product.

EQUIPMENT RECORD				
Product				
Model & type/Identification		Trade Name		Identification number
Manufacturer		Address		Tel, email into use
Year of manufacture		Purchase Date		Date first put into use
Other relevant information (eg. document number)				
PERIODIC EXAMINATION AND REPAIR HISTORY				
Date	Reason for entry (periodic examination or repair)	Defects noted, repairs carried out and other relevant information	Name and signature of competent person	Periodic examination next due date

Certification Body :

SATRA Technology Europe Ltd, Bracetown Business Park, Clonee, Dublin D15 YN2P Ireland (Notified Body 2777)

Ongoing Assessment Body:

SGS Fimko Oy, Takomotie 8, FI-00380 Helsinki, Finland (Notified Body 0598)

For EU Declaration, please visit <https://kstrong.com/asia/eu-declaration-form/>



**828 CABLE
SYSTEM INC.**

150 N. Radnor Chester Road Suite F200
Radnor, Pennsylvania 19087 United States
Contact number : 1-833-KSTRONG

USA

South America

ASIA

AKS-AFA930602-110121-V1